

www.mawalighting.com



Magic Wand *Down Light (VB)*

Up to 120LM/W | 30W/50W/70W



ZigBee Mesh
Network Control



Motion Sensor



Zoning & Grouping



Magic Wand
Remote Control



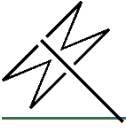
Daylight Sensor



On/Off Control

CE

RoHS



Applications

- Station
- Shopping Mall
- Airport
- Office

Features

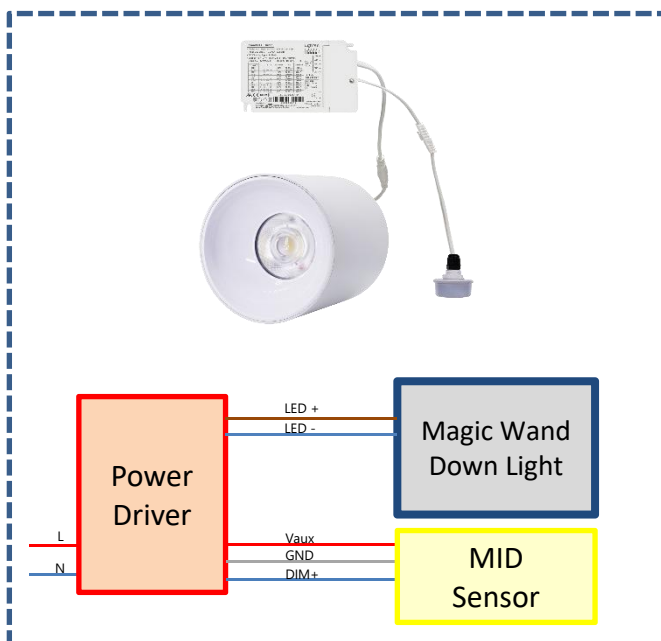
- ZigBee mesh network smart controls
- Default with Daylight and Motion sensors
- Easy Grouping without Gateway via Magic Wand Remote Control.
- Automatic ON/OFF or Dimming Functions with smart sensing (Daylight, Motion) for maximum energy saving
- Daylight harvesting automatically regulates
- Color Temperature options with 4000K, 5000K or 6500K
- Power Field available with power between 30W, 50W and 70W
- Efficiency up to 120 Lm/W
- 50% less power consumption than traditional light sources.
- Lowest maintain cost



Smart Modules

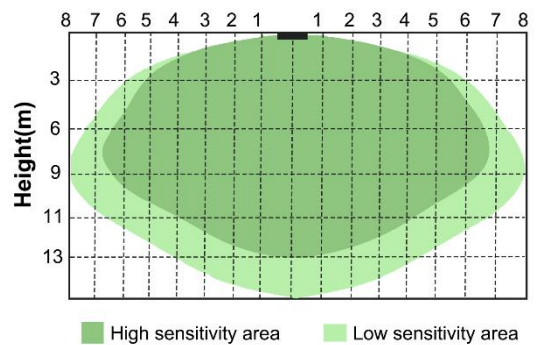
- ZigBee Module
- Microwave or PIR Motion Sensor Module
- Infrared Daylight Sensor Module

Sensor Version



Sensing Angle

MID Version





Product Data

General Information

LED Type	Lumileds
Light efficiency	120lm/W
CCT	4000K/5000K/6500K
CRI	80
LED Lifespan	>50,000h
Power Supply	HOMA
Type of Driver	Non-isolated
Driver efficiency	87%
Protectionclass IEC	IP20
Warranty	5 Years Warranty
Certificate	CE ROHS

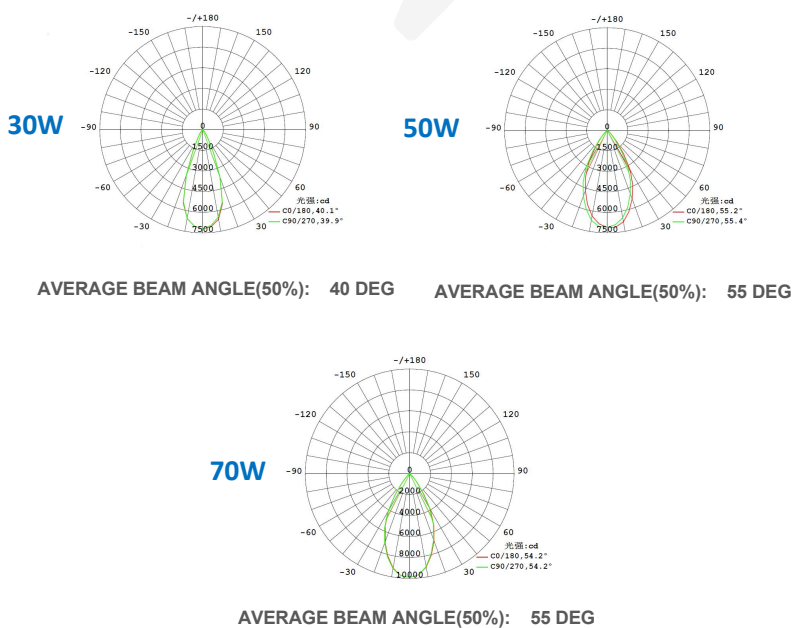
Application Conditions

Operating Temperature -30°C to +50°C

Approval and Application

Ingress protection code	IP20
Surge protection	4KV

Light Distribution Curve



Operating and Electrical

Input voltage	200-240Vac
Input Frequency	50/60Hz
Inrush current	12A
Power Factor	≥0.95
THD	<10

Mechanical and Housing

Structure Material	Die-Casting Aluminum
Finish Material	Powder coated
Lens Material	Polycarbonate
Glass Material	-
Fixture Color	Matte White
Mouting Option	Surface Mounting

Controls and Dimming

Dimmable	Dimmable
Intelligent Control	ZigBee / Dimming / Infrared Daylight Sensor / Microwave Motion Sensor / PIR Motion Sensor

Drawing

LAMPs





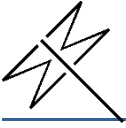
Product Parameter

Model Number	Power Consumption (±10%)	Ra	Input voltage	Light Efficiency	Luminous Flux (lm) (±10%) @6500K	Beam Angle	Correlated Color Temperature	Driver Type
HMWD16-DN-VB-D139-XXX [®] -30W-E120-A040-XX [®] -XXX [®] OTA-3.0	30W	80	200~240Vac	120 lm/W	3600 lm	40 Deg	4000K 5000K 6500K	HOMA
HMWD16-DN-VB-D168-XXX [®] -50W-E120-A055-XX [®] -XXX [®] OTA-3.0	50W				6000 lm	55 Deg		
HMWD16-DN-VB-D168-XXX [®] -70W-E120-A055-XX [®] -XXX [®] OTA-3.0	70W				8400 lm	55 Deg		

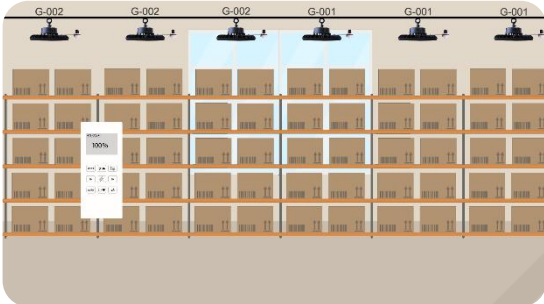
- Remark:
- XXX[®] designates different Correlated Color Temperature, 40K = 4000K, 50K= 5000K, 65K = 6500K.
 - XX[®] designates different market certification , EU = EUROPE UNION, US = USA, CN = CHINA.
 - XXX[®] designates different Smart Modules, MID = Microwave motion sensor + Infrared Daylight Sensor.
 - PID= PIR motion sensor + Infrared Daylight Sensor.
 - For the US version, the input voltage is 100~277Vac.
- please contact us to get the other version information!

Package

Item.	Luminaire Net Weight	Packing Info	Dimmension (inner box) (mm)	Dimmension (outer carton) (mm)	GW (Outer carton)	20ft GP	40ft GP	40 HQ
30W	1.30 kg	1pc/ctn without inner box	/	222*180*162MM	/	3343	6505	8146
50W	2.05 kg	1pc/ctn without inner box	/	253*188*197MM	/	2369	4608	5771
70W	2.05 kg	1pc/ctn without inner box	/	253*188*197MM	/	2369	4608	5771

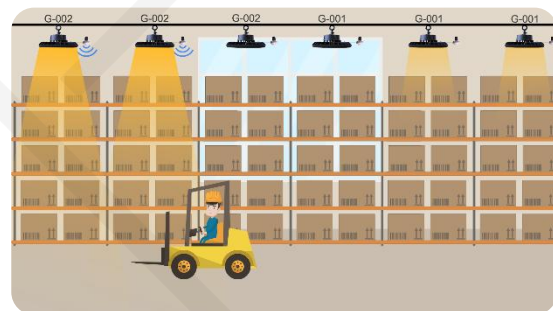
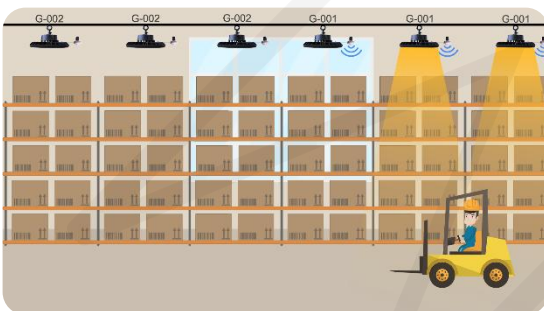


Typical Working Scenarios




The “Magic Wand” smart lamps of HOMA are embedded with motion sensor and daylight sensor, using a “Magic Wand” remote control, users can set grouping and parameters very fast and convenient.

By adopting the standard ZigBee technology, “Magic Wand” has the inborn advantages like long transmission distance, multiple channels and mesh network.



Users can set the sensor parameters of one group or individual lamp with one button, and change lamp brightness. In one group, the motion sensors work together to control these grouped lamps, and the daylight sensors control the individual lamps on/off according to the ambient brightness.

The magic wand serial include panel, linear light, tri-proof light, highbay, LED tube. This kind of smart lamps can be used for industrial and commercial area, example offices, warehouses, factories, parking and others.



Tel: +86-755-86157286

Web: www.mawalighting.com

Email: mawa@mawalighting.com

Address: 3/F ,Building 8, Future Science City, Nangang 2nd Industrial Park,

No. 1026 Songbai Road, Nanshan District, Shenzhen, China