

www.mawalighting.com



Magic Wand

T8 LED Tube Light (VB)

Up to 170lm/W | 18W



ZigBee Mesh
Network Control



Motion Sensor



Zoning&Grouping



Magic Wand
Remote Control



Daylight Sensor



On/Off Control

CE RoHS






Applications

- Parking Area
- Hallway

Features

- Zigbee mesh network smart controls
- Daylight and Motion sensors embedded
- Easy Grouping without Gateway via Magic Wand Remote Control.
- Automatic ON/OFF or Dimming Functions with smart sensing (Daylight, Motion) for maximum energy saving
- Daylight harvesting automatically regulates
- Color Temperature options with 4000K, 5000K or 6500K , default available in 5000K
- Efficiency up to 170Lm/W
- 50% less power consumption than traditional light sources.
- Lowest maintain cost

Smart Modules

-  ZigBee module
-  Microwave sensor module
-  Infrared Daylight

Sensor Parameters

Sensing Angle	120°
Sensing Distance	6 m
Light Sensing Range	0~2000Lux(Infrared Daylight)
Remote Control Distance	10 m



Oval Converter Holder
Central Connection



Oval Converter Holder
Bias Connection

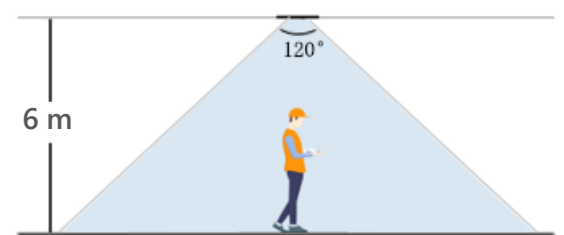


Round Converter Holder
Central Connection



Round Converter Holder
Bias Connection

Sensing Angle





Product Data

General Information

Light efficiency	Up to 170 lm/W Default available in 130lm/W
CCT	4000K/5000K/6500K
CRI	80
LED Lifespan	>50000h
Power Supply	HOMA (Dual Sides Or Mono Side)
Type of Driver	Isolated
Driver efficiency	87%
Protection class IEC	IP20
Warranty	5 Years
Certificate	CE, RoHS

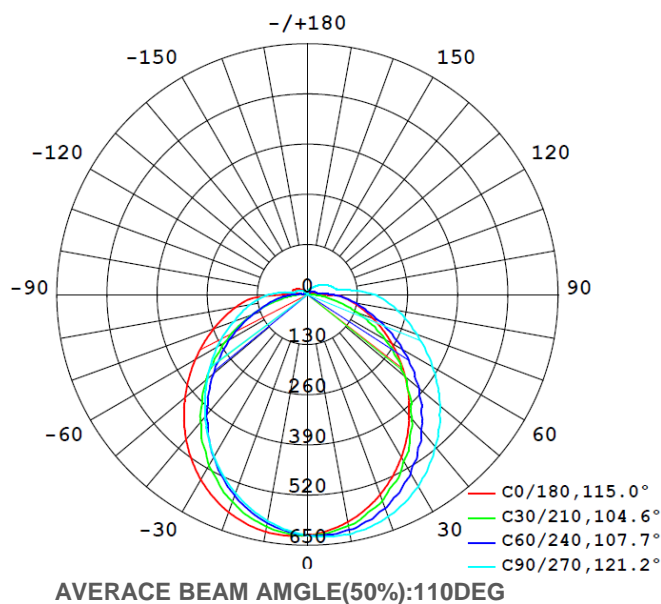
Application Conditions

Operating Temperature	-30°C to +45°C
-----------------------	----------------

Protection

Ingress protection code IP	IP20
Surge protection	3KV

Light Distribution Curve



Operating and Electrical

Input voltage	200-240Vac
Input Frequency	50/60Hz
Inrush current	12A
Power Factor	≥0.95
THD	<10

Mechanical and Housing

Structure Material	AL+PC
Finish Material	AL Silver Oxidation
Lens Material	PC
Fixture Color	Bright Silver
Mounting Option	Regular T8 Bracket Mounting

Controls and Dimming

Dimmable	Dimmable
Intelligent Control	ZigBee / Dimming / Infrared Daylight Sensor / Microwave Sensor

Drawing

LAMPS



Type	Length (mm)	Diameter (mm)
1.2M TUBE	1160	25.4



Product Parameter

Model Number	Power Consumption (±10%)	Ra	Input voltage	Light Efficiency	Luminous Flux (lm) (±10%) @4000K @5000K @6500K	Beam Angle	Correlated Color Temperature	LED Type	Driver Type
HMWD11-TB-VB-L115-40K-18W-EXXX ^① -A110-XX ^② -XX ^③ -XX ^④ -XX ^⑤ -MID-OTA-3.0	18W	80	200~240Vac	130~170lm/W	2340 lm -3060 lm	110deg	4000K 5000K 6500K	Lumileds	HOMA
HMWD11-TB-VB-L115-50K-18W-EXXX ^① -A110-XX ^② -XX ^③ -XX ^④ -XX ^⑤ -MID-OTA-3.0									
HMWD11-TB-VB-L115-65K-18W-EXXX ^① -A110-XX ^② -XX ^③ -XX ^④ -XX ^⑤ -MID-OTA-3.0									

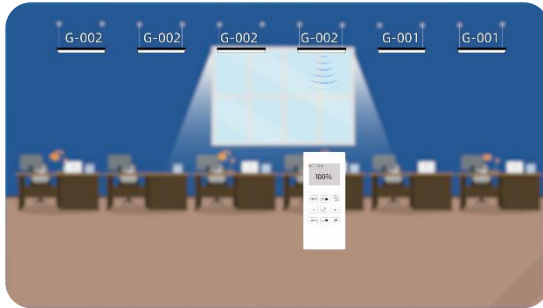
Package

Item.	Luminaire Net Weight	Packing Info	Dimension (inner box) (mm)	Dimension (outer carton) (mm)	GW (Outer carton)	20ft GP	40ft GP	40 HQ
HMWD11-TB-VB-L115-40K-18W-EXXX ^① -A110-XX ^② -XX ^③ -XX ^④ -XX ^⑤ -MID-OTA-3.0	0.25 KG	50PCS/BOX	35×32×1220	1245×350×200	16.25 KG	14650pcs	28550pcs	35800pcs
HMWD11-TB-VB-L115-50K-18W-EXXX ^① -A110-XX ^② -XX ^③ -XX ^④ -XX ^⑤ -MID-OTA-3.0	0.25 KG	50PCS/BOX	35×32×1220	1245×350×200	16.25 KG	14650pcs	28550pcs	35800pcs
HMWD11-TB-VB-L115-65K-18W-EXXX ^① -A110-XX ^② -XX ^③ -XX ^④ -XX ^⑤ -MID-OTA-3.0	0.25 KG	50PCS/BOX	35×32×1220	1245×350×200	16.25 KG	14650pcs	28550pcs	35800pcs

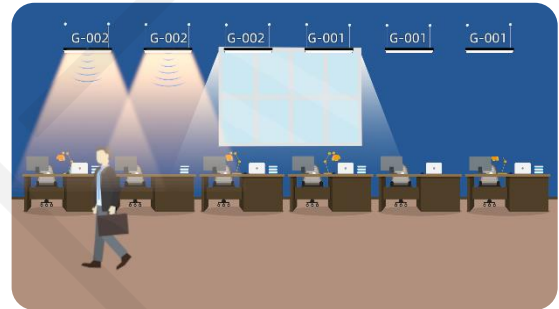
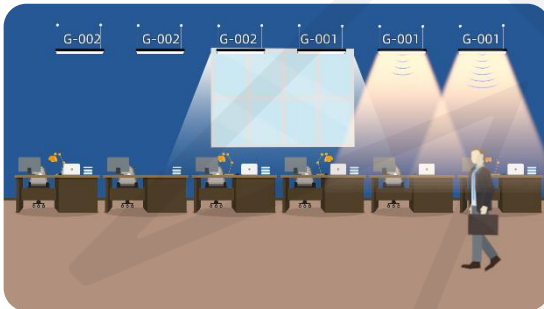
- Remark:
- XX^① designates different Light Efficiency E130=130Lm/w,E150=150Lm/w,E170=170Lm/w.
 - XX^② designates different Power Resource Terminals, DT= Dual Power Terminals, MT=Mono Terminal.
 - XX^③ designates different shapes of the T5 convertor holder , RH= Round Convertor Holder , OH = Oval Convertor Holder.
 - XX^④ designates different connection shapes of the LED holder , CC= Central Connection , BC = Bias Connection.
 - XX^⑤ designates different market certification , EU = EUROPE UNION, US = USA, CN = CHINA
 - For the US version, the input voltage is 100~277Vac.



Typical Working Scenarios




The “Magic Wand” smart lamps of HOMA are embedded with motion sensor and daylight sensor, using a “Magic Wand” remote control, users can set grouping and parameters very fast and convenient. By adopting the standard ZigBee technology, “Magic Wand” has the inborn advantages like long transmission distance, multiple channels and mesh network.



Users can set the sensor parameters of one group or individual lamp with one button, and change lamp brightness. In one group, the motion sensors work together to control these grouped lamps, and the daylight sensors control the individual lamps on/off according to the ambient brightness.

The magic wand serial include panel, linear light, tri-proof light, highbay, LED tube. This kind of smart lamps can be used for industrial and commercial area, example offices, warehouses, factories, parking and others.



Tel: +86-755-86157286

Web: www.mawalighting.com

Email: mawa@mawalighting.com

Address: 3/F ,Building 8, Future Science City, Nangang 2nd Industrial Park,
No. 1026 Songbai Road, Nanshan District, Shenzhen, China