


www.mawalighting.com



Magic Wand

Smart LED Vapor Tight Tri-proof Light (TP-VC)

Up to 160lm/W | 40W



ZigBee Mesh
Network Control



Motion Sensor



Zoning & Grouping



Magic Wand
Remote Control



Daylight Sensor



On/Off Control

CE RoHS




APPLICATIONS




- Parking Area
- Warehouse
- Stairway
- Exhibition Hall
- Manufacture

FEATURES

- Daylight and Motion sensors embedded
- ZigBee mesh network smart controls
- Easy Grouping without Gateway via Magic Wand Remote Control.
- Automatic ON/OFF or Dimming Functions with smart sensing (Daylight, Motion) for maximum energy saving
- Color Temperature options with 4000K, 5000K or 6500K, default available in 5000K
- Power Field available with power between 40W, 35W, 30W, 25W and 20W, default available in 40W.
- Efficiency up to 160 lm/W
- 50% less power consumption than traditional light sources.
- Lowest maintain cost



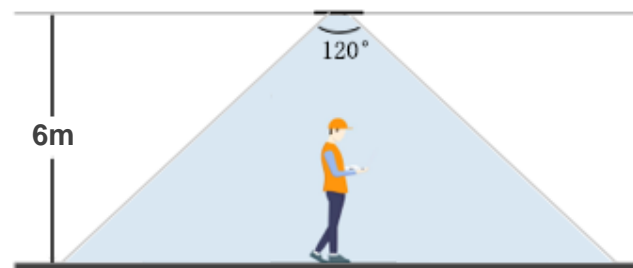
SMART MODULES

-  ZigBee Module
-  Microwave Motion Sensor Module
-  Infrared Daylight Sensor Module

Sensor Parameters

Sensing Angle	120°
Sensing Distance	6 m
Light Sensing Range	0~2000 Lux (Infrared Daylight)
Remote Control Distance	10 m

Sensing Angle





PRODUCT DATA

General Information

LED Type	Lumileds
Light efficiency	130lm~160lm/W
CCT	4000K / 5000K (Default Available) / 6500K
CRI	80
LED Lifespan	>50000h
Power Supply	Isolated
Type of Driver	HOMA
Driver efficiency	87%
Protection class IEC	IP69K for dust and water
Warranty	5 Years Warranty
Certificate	CE, RoHS

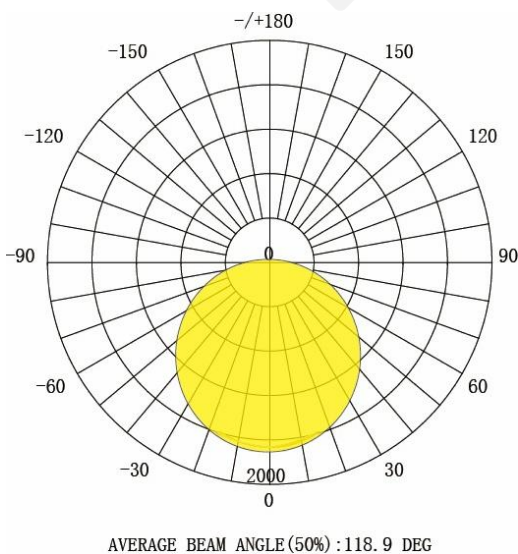
Application Conditions

Operating Temperature	-30°C to +50°C
-----------------------	----------------

Approval and Application

Ingress protection code IP	IP69K for dust and water
Surge protection	4KV
Mech. impact protection code	IK08

Light Distribution Curve



Operating and Electrical

Input voltage	200~240 Vac
Input Frequency	50/60Hz
Inrush current	<20A
Power Factor	>0.95
THD	<10 %
Standby Power	<1W

Mechanical and Housing

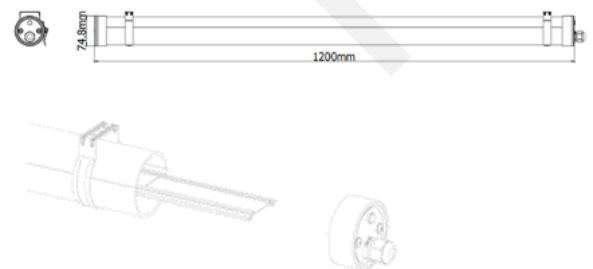
Structure Material	Aluminum + Stainless Steel
Finish Material	PC
Lens Material	PC
Fixture Color	White
Mounting Option	Ceiling Mount

Controls and Dimming

Dimmable	Dimmable
Intelligent Control	ZigBee / Dimming / Infrared Daylight / Microwave Sensor

Drawing

LAMPS



Length (mm)	Diameter (mm)
1200	Φ74.8



PRODUCT PARAMETER

Model Number	Power Consumption (±10%)	Ra	Input voltage	Light Efficiency	Luminous Flux (lm) (±10%) @4000K @5000K @6500K	Beam Angle	Correlated Color Temperature	LED Type	Driver Type
HMWD12-TP-VC-L120-XXX①-40W-E130-A120-XX②-XX③-MID-OTA-3.0	40W	80	200~240Vac	130lm/W	5200 lm	120deg	4000K 5000K 6500K	Lumileds	HOMA
HMWD12-TP-VC-L120-XXX①-40W-E160-A120-XX②-XX③-MID-OTA-3.0	40W	80	200~240Vac	160lm/W	6400 lm	120deg	4000K 5000K 6500K	Lumileds	HOMA

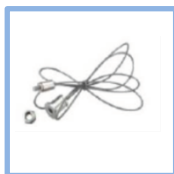
PACKAGE

Item.	Luminaire Net Weight	Packing Info	Dimmension (inner box) (mm)	Dimmension (outer carton) (mm)	GW (Outer carton)	20ft GP	40ft GP	40 HQ
HMWD12-TP-VC-L120-XXX①-40W-E130-A120-XX②-XX③-MID-OTA-3.0	1.8kg	9pcs/ctn	1285*95*90	1300*305*285	21.12kg	2230pcs	4301pcs	5416pcs
HMWD12-TP-VA-L120-XXX①-40W-E160-A120-XX②-XX③-MID-OTA-3.0	1.8kg	9pcs/ctn	1285*95*90	1300*305*285	26.42kg	2230pcs	4301pcs	5416pcs

Remark:

- XXX^① designates different Correlated Color Temperature, 40K = 4000K, 50K= 5000K, 65K = 6500K.
- XX^② designates different Power Resource Terminals, DT= Dual Power Terminals, MT= Mono Terminal.
- XX^③ designates different market certification , EU = EUROPE UNION, US = USA, CN = CHINA
- For the US version, the input voltage is 100~277Vac.

ACCESSORIES



Hang Rope



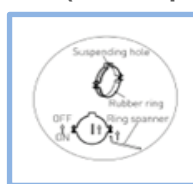
Tool-free non-slip Buckle(Set of 2pcs)



Connector



End cap and Clips



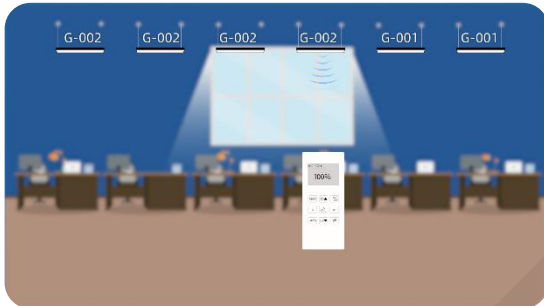
Cable Connector



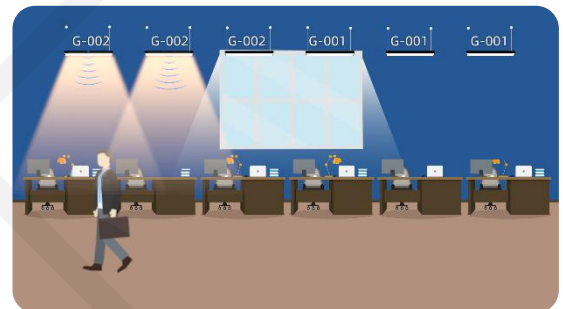
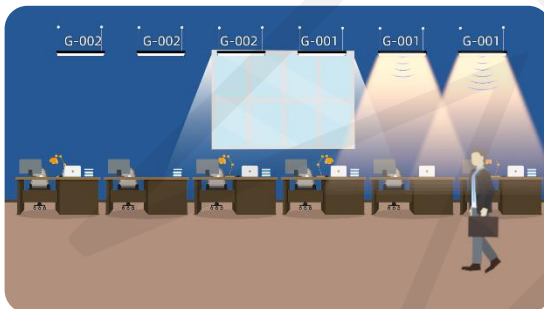
Screw buckle (Set of 2pcs)



TYPICAL WORKING SCENARIOS




The “Magic Wand” smart lamps of HOMA are embedded with motion sensor and daylight sensor, using a “Magic Wand” remote control, users can set grouping and parameters very fast and convenient. By adopting the standard ZigBee technology, “Magic Wand” has the inborn advantages like long transmission distance, multiple channels and mesh network.



Users can set the sensor parameters of one group or individual lamp with one button, and change lamp brightness. In one group, the motion sensors work together to control these grouped lamps, and the daylight sensors control the individual lamps on/off according to the ambient brightness.

The magic wand serial include panel, linear light, tri-proof light, highbay, LED tube. This kind of smart lamps can be used for industrial and commercial area, example offices, warehouses, factories, parking and others.



Tel: +86-755-86157286

Web: www.mawalighting.com

Email: mawa@mawalighting.com

Address: 3/F ,Building 8, Future Science City, Nangang 2nd Industrial Park,
No. 1026 Songbai Road, Nanshan District, Shenzhen, China