


www.mawalighting.com



Magic Wand

Touch Switch HTP501

Control Distance is up to 15m



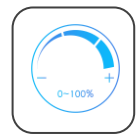
Zigbee Mesh
Network Control



Zoning & Grouping



Magic Wand
Remote Control



Dimming Control

CE

RoHS




APPLICATIONS

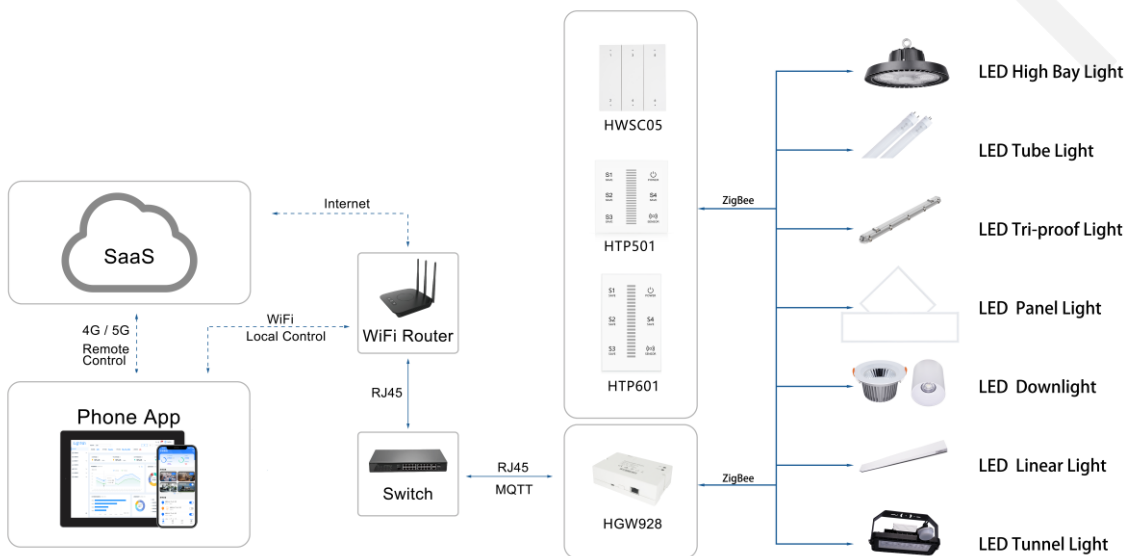
- Shopping Mall
- Office
- Manufacture
- Warehouse
- Exhibition Hall

FEATURES

- Wireless OTA Upgrade .
- Zigbee mesh network smart controls with ZigBee 3.0 Standard protocol.
- Easy Grouping without Gateway via Magic Wand Remote Control.
- Dimmable control wirelessly.
- Standby power <0.5W.
- Control distance of 15m.
- Working temperature -20~55 °C.
- Touch screen control mode .
- Mainly applied in indoor lighting control.



SYSTEM DIAGRAM





PRODUCT DATA

General Information

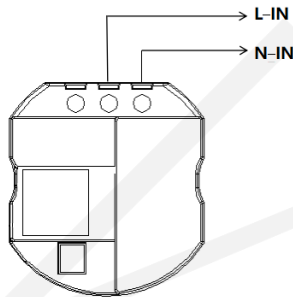
Model Name	HTP501-MWZ-SC-1C-OTA-3.0
Protection class IEC	IP20
Warranty	5 Years Warranty
Certificate	CE, RoHS

Operating and Electrical

Input voltage	200~240 Vac
Input Frequency	50/60Hz
Standby Power	<0.5W
Surge Protection	Line to line 1KV
Isolation Voltage	3750V
Wireless Frequency	2.4G
Remote Control Distance	< 2.5m
Control Distance	15m

WIRE CONNECTION

Touch Panel HTP501



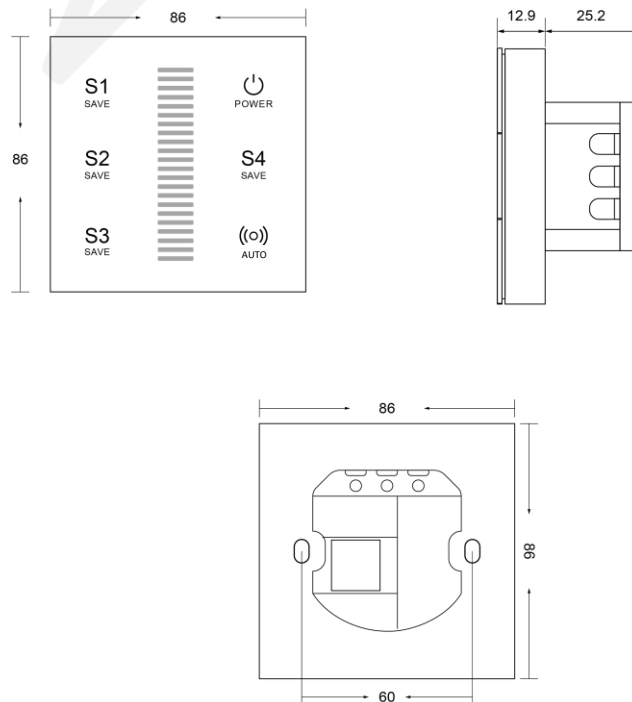
Application Conditions

Operating Temperature	-20 °C to +55 °C
-----------------------	------------------

Mechanical and Housing

Structure Material	PC V0
Lens Material	Toughened Glass
Fixture Color	White

Drawing





KEY DEFINITION

Model	HTP501-MWZ-SC-1C-OTA-3.0	
Key Controls	short press	long press 3S
POWER	ON/OFF	-
1	Execute brightness	Save brightness
2	Execute brightness	Save brightness
3	Execute brightness	Save brightness
4	Execute brightness	Save brightness
AUTO	Reactivate sensor	Sound ON/OFF

PRODUCT PARAMETER

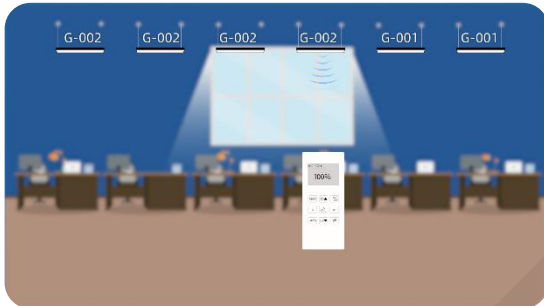
Model Number	Standby Power	Control Distance	Input Voltage	Wireless Frequency	Remote Control Distance	Isolation Voltage	Operation Temperature
HTP501-MWZ-SC-1C-OTA-3.0	< 0.5W	15 m	200~240Vac	2.4GHz	< 2.5m	3750V	-20°C ~ 55°C

PACKAGE

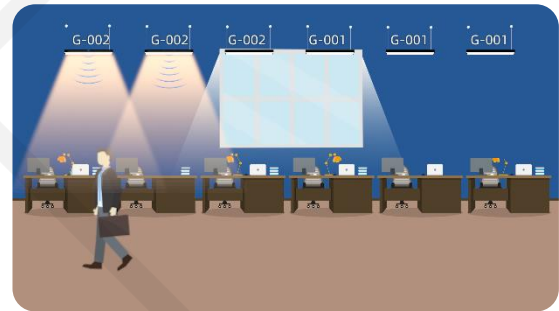
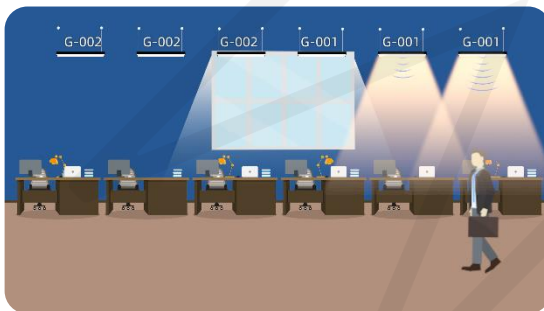
Item.	Net Weight	Gross Weight	Product Size	Package Size	Package
HTP501-MWZ-SC-1C-OTA-3.0	182g	222g	86×86×39 mm	110×110×46 mm	1Pcs/Box



TYPICAL WORKING SCENARIOS




The “Magic Wand” smart lamps of HOMA are embedded with motion sensor and daylight sensor, using a “Magic Wand” remote control, users can set grouping and parameters very fast and convenient. By adopting the standard ZigBee technology, “Magic Wand” has the inborn advantages like long transmission distance, multiple channels and mesh network.



Users can set the sensor parameters of one group or individual lamp with one button, and change lamp brightness. In one group, the motion sensors work together to control these grouped lamps, and the daylight sensors control the individual lamps on/off according to the ambient brightness.

The magic wand serial include panel, linear light, tri-proof light, highbay, LED tube. This kind of smart lamps can be used for industrial and commercial area, example offices, warehouses, factories, parking and others.



Address: 3/F, Bldg 8, Nangang 2nd Industrial Park, Nanshan Distrit, Shenzhen, Guangdong, China ,518055.

Web: www.mawalighting.com

Tel: +86- 0755-86157286

Email: mawa@mawalighting.com